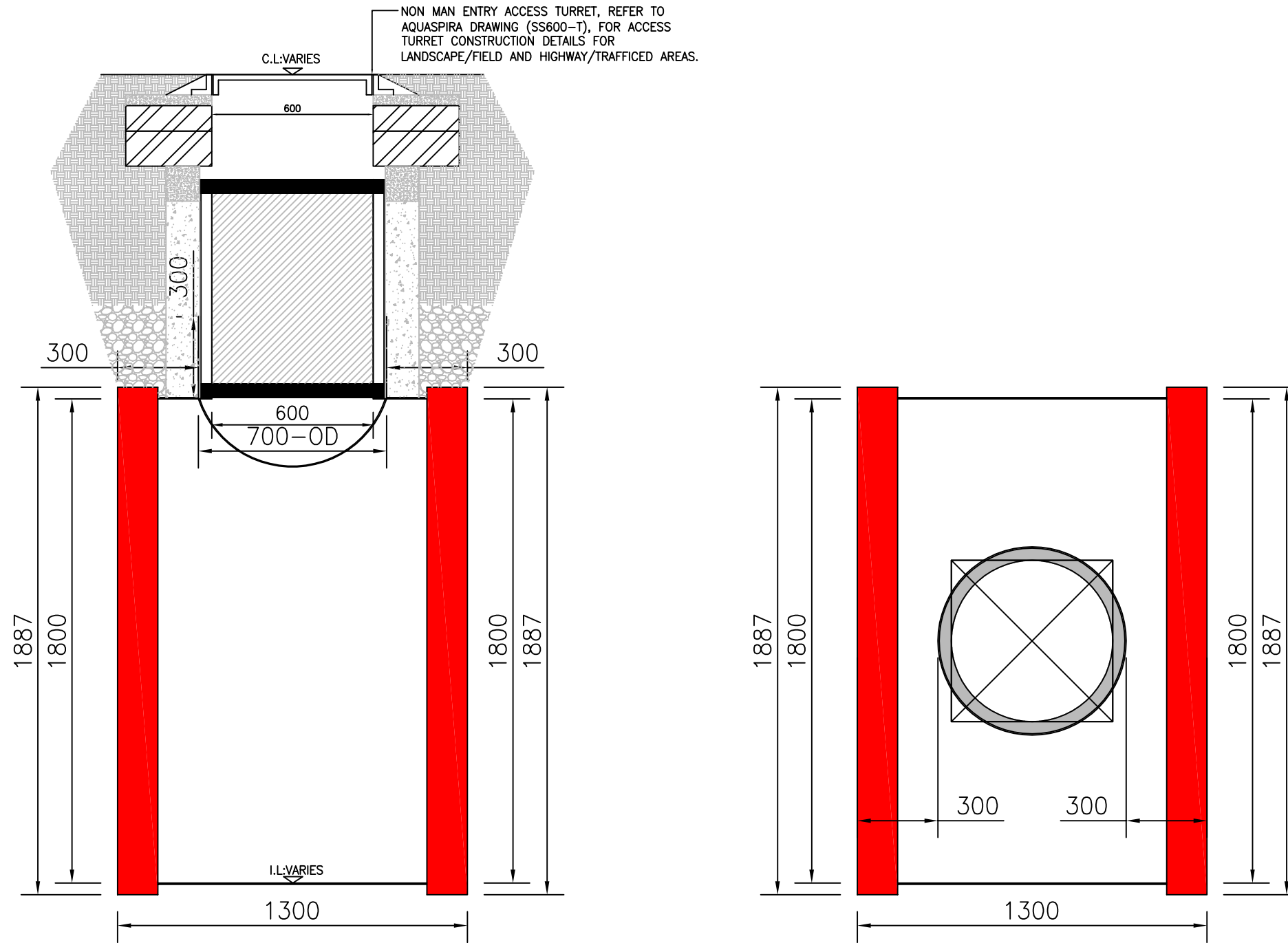


DO NOT SCALE

REV	DESCRIPTION	DATE	BY



NON MAN ENTRY ACCESS TURRET, REFER TO AQUASPIRA DRAWING (SS600-T), FOR ACCESS TURRET CONSTRUCTION DETAILS FOR LANDSCAPE/FIELD AND HIGHWAY/TRAFFICED AREAS.

1800 ϕ STAINLESS STEEL
ACCESS CHAMBER
T-JUNCTION-NME
(SCALE 1/20)

NOTES:

1. ALL DIMENSIONS ARE NOMINAL AND IN MILLIMETERS.
2. ALL STAINLESS STEEL SPECIFIED TO BE GRADE 316,5MM THICK.

NOTES:

THIS DRAWING HAS BEEN PRODUCED FOR THE PURPOSE OF OFFERING DESIGN AND LAYOUT INFORMATION TO ASSIST THE PROJECT ENGINEER WHEN ASSESSING THE SUITABILITY OF AQUASPIRA PRODUCTS. THE INFORMATION CONTAINED IN THIS DRAWING IS APPROPRIATE TO AQUASPIRA PRODUCTS ONLY, AND ALL REFERENCES TO ASSOCIATED CONSTRUCTION DETAILS ARE OFFERED AS TYPICAL DETAILS AND DO NOT TAKE ACCOUNT OF PROJECT CONDITIONS. THE PROJECT ENGINEER/S MUST SATISFY THEMSELVES THAT THE INFORMATION PROVIDED IN THIS DRAWING IS SATISFACTORY.

CONSTRUCTION
ISSUE

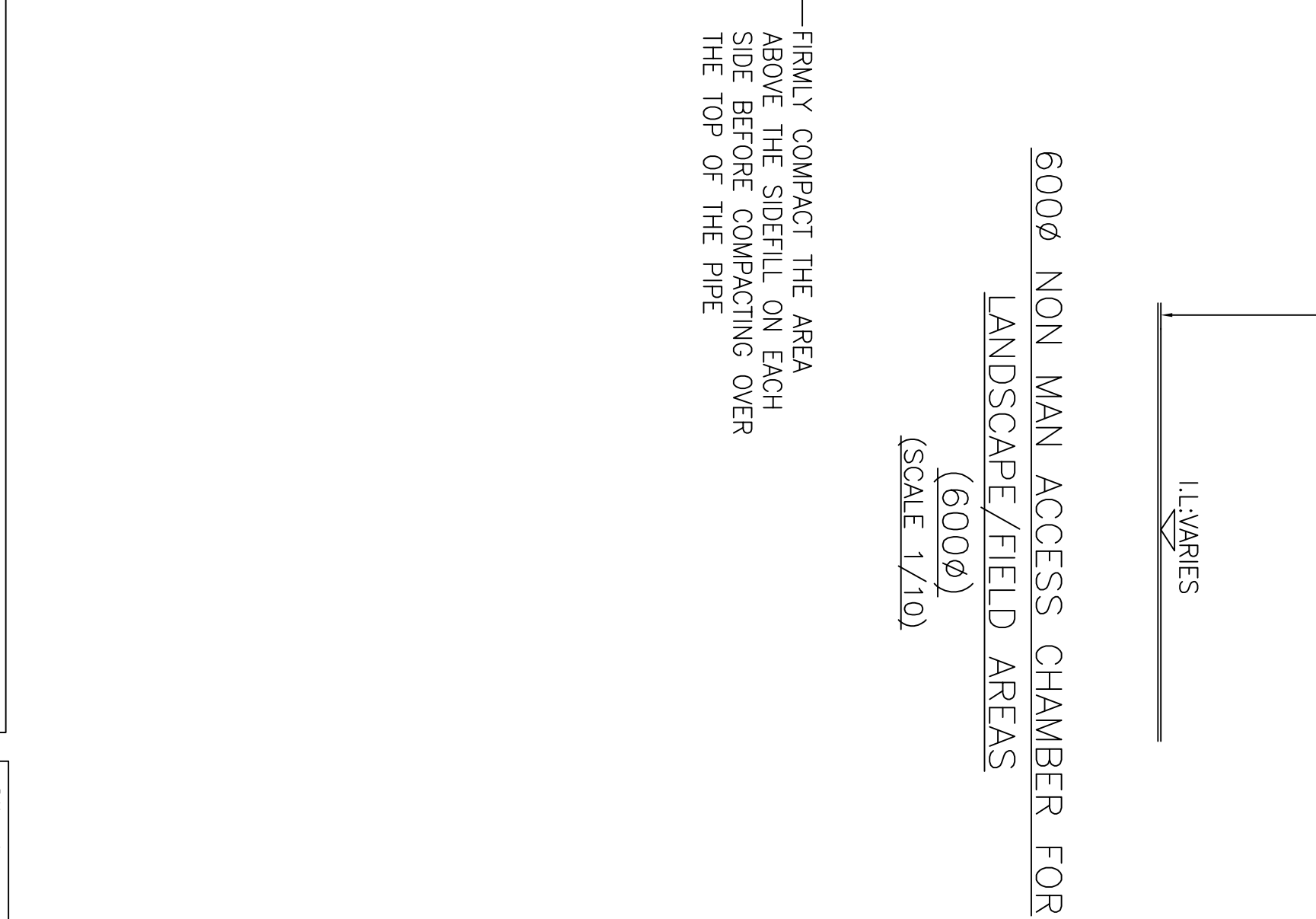
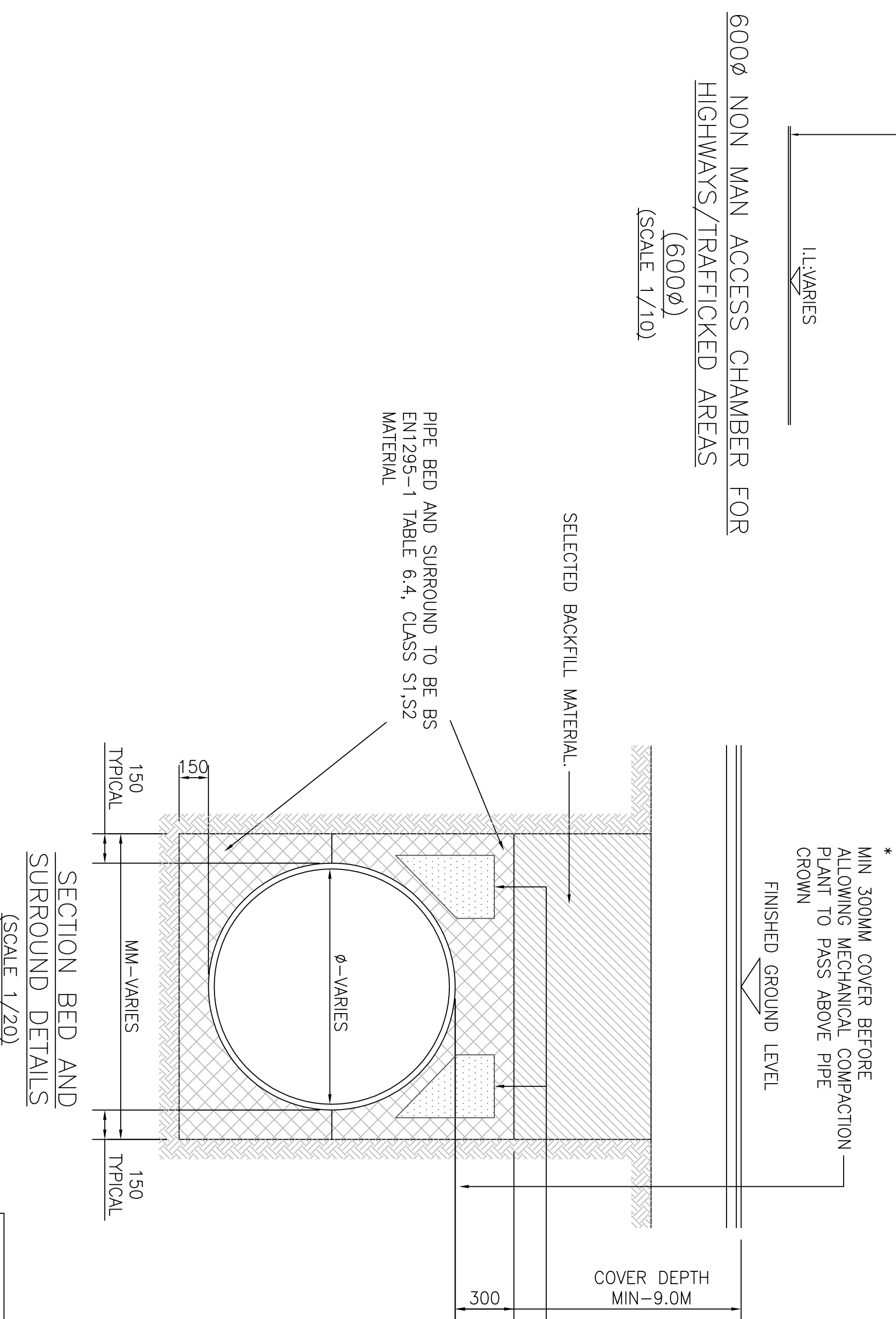
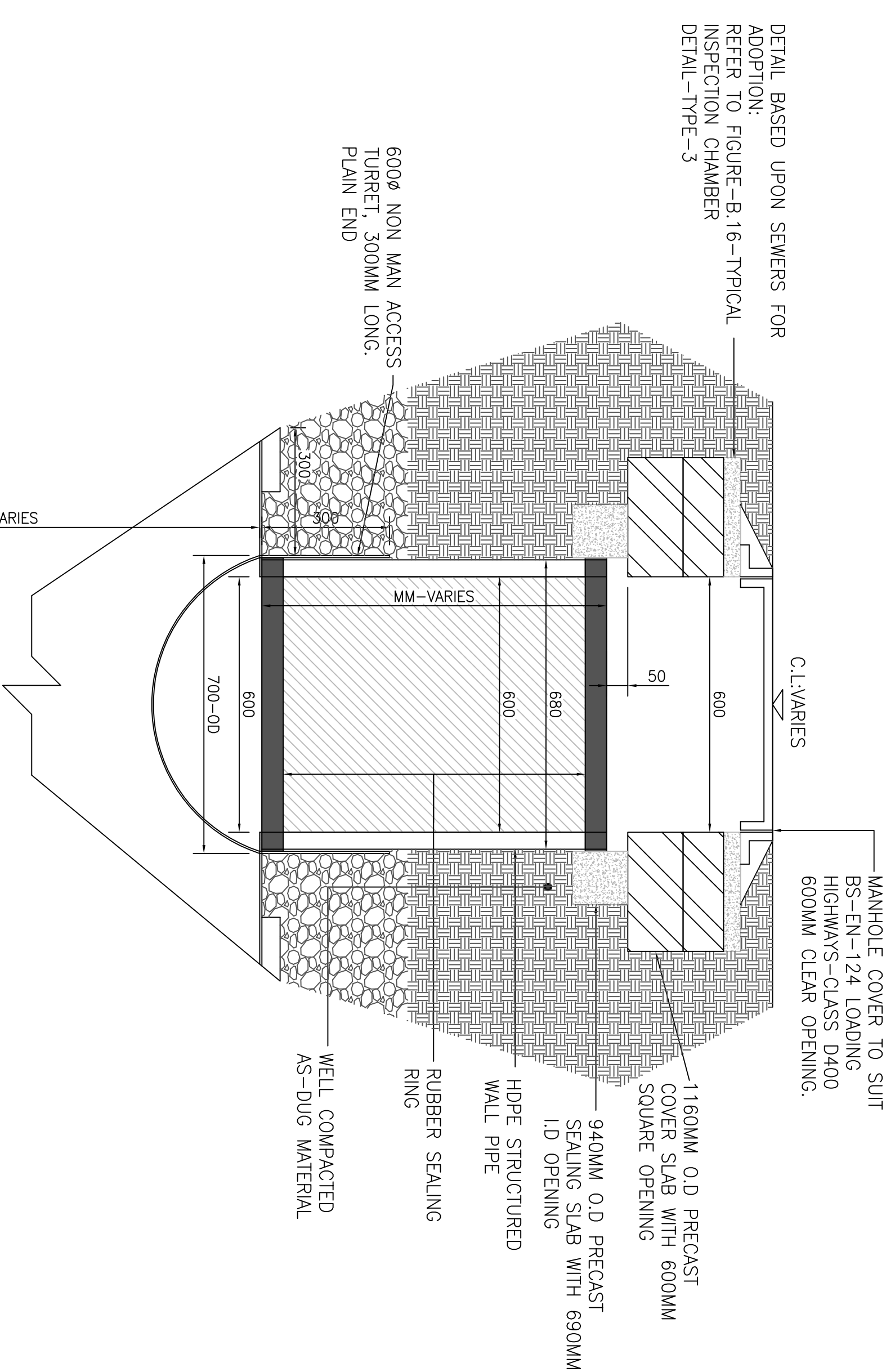
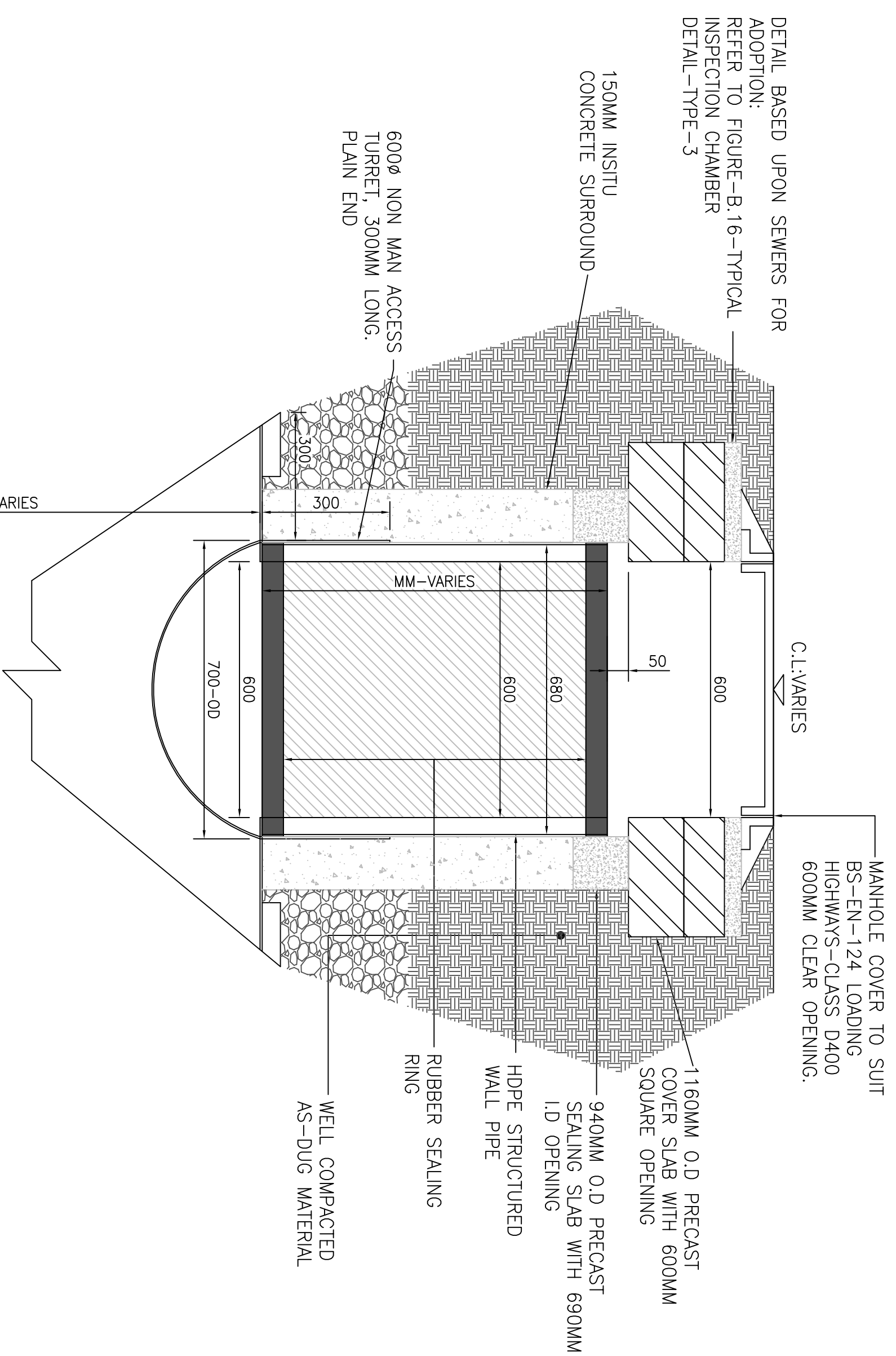
Client
AQUASPIRA
STANDARD DETAIL
DETAIL

Drawing Title.
1800 ϕ
STAINLESS STEEL
ACCES CHAMBER-NME



Date 30.03.16	Scale 1/20	Drawn JH	Checked -
Drawing No		1800-SS-G	-

REV	DESCRIPTION	DATE	BY



NOTES:

- PROPOSED LEVELS ARE APPROXIMATE AND ARE TO BE CONFIRMED BY THE ENGINEER/ARCHITECT PRIOR TO CONSTRUCTION.
 - ALL DIMENSIONS ARE NOMINAL AND IN MILLIMETERS.
 - REFER TO ENGINEERS DRAINAGE DRAWING FOR FULL LAYOUT AND DETAILS.
 - ALL PIPE SPECIFIED TO BE AQUASPIRA CSR.
 - ALL STAINLESS STEEL SPECIFIED TO BE GRADE 316, 5MM THICK.
 - THIS DRAWING TO BE READ IN CONJUNCTION WITH ENGINEERS DRAWINGS AND SPECIFICATIONS.
 - ALL CONNECTING PIPE WORK TO TANKS TO BE DESIGNED BY MAIN ENGINEERS AND SUPPLIED BY CONTRACTOR.
- BACKFILL NOTES
- GRANULAR MATERIAL TO BE THOROUGHLY TAMPED TO ENSURE EVEN SUPPORT AROUND PIPE.
 - ALL TEMPORARY ENABLING WORKS ARE BY OTHERS.
 - PROJECT ENGINEERS TO CONFIRM THE BACKFILL DETAILS ARE APPROPRIATE FOR THE SITE GROUND CONDITIONS AND LOADING CRITERIA.
- PIPE JOINTING
- ALL PRES TO BE JOINED USING AQUASPIRA PUSH FIT JOINTS.
 - ALL STANDARD PRES TO BE JOINED USING ALUMINIUM JOINTING CROSS AS PROVIDED BY AQUASPIRA.
 - ALL FABRICATED OR MODIFIED SECTIONS TO BE JOINED USING THE SLING AND RATCHET SYSTEM TO AVOID DAMAGE TO THE SECTION.

NOTES:

THIS DRAWING HAS BEEN PRODUCED FOR THE PURPOSE OF OFFERING DESIGN AND LAYOUT INFORMATION TO ASSIST THE PROJECT ENGINEER WHEN ASSESSING THE SUITABILITY OF AQUASPIRA PRODUCTS. THE INFORMATION CONTAINED IN THIS DRAWING IS APPROPRIATE TO AQUASPIRA PRODUCTS ONLY, AND ALL REFERENCES TO ASSOCIATED CONSTRUCTION DETAILS ARE OFFERED AS TYPICAL DETAILS AND DO NOT TAKE ACCOUNT OF PROJECT CONDITIONS. THE PROJECT ENGINEER/S MUST SATISFY THEMSELVES THAT THE INFORMATION PROVIDED IN THIS DRAWING IS SATISFACTORY.

Client
AQUASPIRA
STANDARD
DETAIL

Drawing Title
6000Ø STAINLESS STEEL
NON MAN ACCESS TURRET
AND CONSTRUCTION DETAILS